

FX
LUMINAIRE



\$5.00



Photo courtesy of Andy Thomas, CLVLT

UPLIGHTS	
LO: LampadaOttone*	3
RL: RotondoLuna*	3
CR: CarinoRame*	4
LR: LustroRame*	4
MP: MetalloPesante*	5
MU: MacchiaUltimo*	5
RS: ReflectoreStellato*	6
CM: CaloreMasso*	6
SI: SpuntareIntimo*	6

PATHLIGHTS	
DP: DiamantePiccolo*	7
PV: PiattinoVestito*	7
AP: AllegroPianta*	8
AN: ArtistaNuovo*	8
SP: SaguaroPetite*	9
DL: DemiLite*	9
BD: BellaDonna™	10
CB: CapelliBiondi™	10
SC: SfericoCaldo™	11
CA: CrescenteAlba™	11
PR: PettoRisoluto™	12
CV: CapolaVoro™	12
EA: ElfoAngoloso™	13
QF: QuadratoFidato*	13
PF: PezzoForte™	14
DM: DelMare*	14
GN: GrandezzaNaturale™	15
GT: GuscioTartaruga™	15
TD: TulipanoD'oro*	16
FG: FaroGiardino*	16
AL: AccentoLume*	17
PM: PostModerne*	17
DS: DuroStrato*	18
DR: DellaRibalta*	18

WALLLIGHTS	
CP: CandelaPasso*	19
LM: LouverMassimo*	19
UN: UccelloNotturmo™	21
PD: PanciaDuppio™	21
MM: MolluscoMuro*	22
BP: BelloPerimetro*	22
ML: MicroLuce™	23
CG: CustodeGradino*	23

DOWNLIGHTS	
TC: TraveCasa*	24
CL: CopertinaLuce*	24
LS: LunaSonora*	25
VL: ViteLume*	25
TS: TrellisSolare*	26
MD: MacchiaDiscendere	26

SPECIALTY LIGHTS	
WellLights	
CF: CratereFurbo*	27
TE: TerraElemento*	27
FC: FavolosoCaverna™	28
RP: ResistentePilotare™	28

POWER & CONTROL	
PX: PotenzaX*	30

ACCESSORIES & PARTS	
	31-32

For information regarding our innovative line of LED fixtures please refer to FX publication FXLIT018

Why FX Luminaire?



Real Effect Lighting From Real Experts

FX provides the highest value possible. By combining superior materials, finish, and workmanship with the industry's best warranty, FX is the right choice for all custom residential or commercial projects.

Unlike plastic or metal kit lighting, the FX system is comprised of architectural-grade components engineered to be specified and installed by professionals. High quality lighting effects cannot be performed with kit lighting.

Aerospace Grade Materials

No other manufacturer has made the commitment to incorporate quality, non-ferrous materials into an affordable landscape lighting product line. FX uses materials such as 304 Stainless Steel, 6061 T6 Aluminum Alloy, Copper, and Brass. Few other fixture manufacturers can make that statement.



The FX Powder Finishes

Without a doubt, two of the most decisive elements that determine whether exterior components will survive, or fail, are finish type and quality. After years of research and development, FX has designed and engineered one of the most advanced powder coating systems in the industry. This commitment to quality in the finishing process allows for an extended warranty of an industry-leading 10 years.

Powdercoat Finish Options



- | | | |
|------------------------------------------------------------------------------------------------------|--------------------------------------------------------------------------------------------------------|--------------------------------------------------------------------------------------------------------|
|  White Gloss WG |  Bronze Metallic BZ |  Black Wrinkle BF |
|  White Wrinkle WF |  Desert Granite DG |  Sedona Brown SB |
|  Flat White FW |  Weathered Iron WI |  Flat Black FB |
|  Almond AL |  Verde Speckle VF | |

Additional Finish Options

Nickel plating is available for all fixtures made of raw copper or brass.

-  Nickel Plate NP

The following colors are available for fixtures made of composite material only.

-  Camo Bronze CB
-  Desert Tan DT

*May require longer lead time

** Only available for Brass or Copper LED fixtures

Functional, Durable, and Serviceable

FX is committed to landscape lighting as a long-term investment and an enjoyable experience to own. Most of the products in this catalog have been manufactured for years; they have withstood the test of time by combining smart design with features that allow for simple and low-cost service.



The FX Power Supply

For high performance and predictable lamp life, the PX series of transformers are specifically designed for the high-tech lamps used in our fixtures. The use of inferior power supplies can cause premature lamp failure and other problems, including the risk of fire.

People Make the Hunter/FX Difference

FX factory and field staff lead the industry in experience and enthusiasm. For design professionals, they can assist with plan development. When working with installers, field training and technical support are invaluable. Project owners can count on friendly Technical Service Representatives to answer maintenance or service questions. FX can be purchased through a select network of distributors that have demonstrated a commitment to local product knowledge and support.



10-Year Trade Warranty

Our base warranty on fixtures is three years from the date of install. However, we extend the warranty to 10 years from the date of the install if you use FX Luminaire fixtures and transformers exclusively. No other lighting manufacturer has the confidence in their products to offer this type of guarantee, because no other manufacturer has worked so hard to identify and resolve potential problems before they occur. Our commitment to designing and creating the very finest components assures years of trouble-free enjoyment from your FX lighting system.

STATEMENT OF WARRANTY

Hunter Industries Incorporated ("Hunter") warrants FX Luminaire ("FX") Transformers to be free of defects in materials or workmanship under normal use for a period of ten (10) years from the original date of installation. Hunter warrants FX Low Voltage Lighting Fixtures to be free of defects in materials or workmanship under normal use for a period of three (3) years from the original date of installation. Hunter extends the warranty on FX Fixtures to ten (10) years from the original date of installation when both FX Fixtures and Transformers are installed on the same project exclusive of any competitor's product. Hunter warrants Lumineux LED Fixtures to be free of defects in materials or workmanship under normal use for a period of ten (10) years from the original date of installation. If a defect in a FX product is discovered during the applicable warranty period, Hunter will repair or replace, at its option, the product or the defective part. This warranty does not extend to repairs, adjustments, or replacement of a FX product or part that results from misuse, negligence, alteration, modification, tampering, or improper installation and/or maintenance of the product. This warranty extends only to the original installer of the FX product. If a defect arises in a FX product or part during the warranty period, you should contact your local FX Authorized Distributor.

FX Luminaire's obligation to repair or replace its products as set forth above is the sole and exclusive warranty set forth by FX. There are no other warranties, expressed or implied, including warranties of merchantability and fitness for a particular purpose. FX will not be liable to distributor or any other party in strict liability, tort, contract, or any other manner for damages caused or claimed to be caused as a result of any design or defect in FX Luminaire's products, or for any special, incidental, consequential, or exemplary damages of any nature, including without limitation lost business or profits. Notwithstanding the foregoing, if for any reason FX is found to be liable in no event shall FX's liability exceed the price of the product which gives rise to the claim, loss, or damage.

If you have any questions concerning the warranty or its application, please write to: Customer Service Department, FX Luminaire, 1940 Diamond Street, San Diego, CA 92078, U.S.A.



LO - LAMPADA OTTONE

lahmb-pah-duh-oot-toh-ney/BrassLamp

Designed for the project owner who never compromises, the LampadaOttone is milled from solid billett brass to aerospace tolerance, making it the epitome of landscape lighting excellence. Nothing enhances that heritage oak in a center driveway, or the multi-trunk specimen at the private club like the LO. This fine FX lighting instrument accommodates many lighting accessories allowing the designer the freedom to shape and color the light output to maximize drama and effect.

SPECS

Model Shown:	LO-20-BS
Finish Shown:	Brass (BS)
Finishes Avail:	Brass and Nickel Plate (NP)
Height:	6.00" (15.24 cm)
Diameter:	2.25" (5.72 cm)
Max Lamp:	50 watt ~ 12 volt Halogen MR-16

RL - ROTONDO LUNA

roh-tohn-doh-loo-nuh/RoundMoon

While the amateur lighting installers commonly over-light a garden, sometimes the effect that creates the highest impact is soft and subtle. The RotondoLuna gently washes walls, boulders, and architectural elements bringing out the fine detail without overpowering the scene. Using the RL creates a soft glow that backlights the sculptural shape of the Yucca, grazes light over a dry-stack stone wall, or reveals the distinctive texture of a mossy boulder.

SPECS

Model Shown:	RL-20-CU
Finish Shown:	Copper (CU) (Naturally Painted)
Finishes Avail:	Copper, Nickel Plate (NP), all FX Powder Finishes
Height:	6.50" (16.51 cm)
Diameter:	4.00" (10.16 cm)
Max Lamp:	20 watt ~ 12 volt G4 Xenon or Halogen





CR - CARINORAME

kah-ree-noh-rah-mey / Sweet Copper

The CarinoRame was designed for environments that demand the ultimate in landscape lighting durability without sacrificing elegance or functionality. The CR combines a softer illumination with the richness of solid copper and machined brass. Over the years, after being exposed to the natural elements, FX copper and brass fixtures will develop a fine patina of verdigris. The sea spray in Monterey or South Beach will destroy lesser products while your FX fixture just improves in appearance.

SPECS

Model Shown:	CR-20-CR
Finish Shown:	Copper (CU) (Naturally Painted)
Finishes Avail:	Copper, Nickel Plate (NP)
Height:	6.00" (15.24 cm)
Diameter:	2.40" (6.10 cm)
Max Lamp:	35 watt ~ 12 volt G4 Xenon or Halogen

LR - LUSTORAME

loo-stroh-rah-mey / Copper Lustre

Engineered for those who want to make a lasting investment in their garden, the LustoRame is without peer. This rugged micro-luminaire provides the power and control of the Halogen MR-16 lamp family. Through the innovative use of an O-ring hydraulic compression cap seal, the potentially troublesome threads and screws found in other spotlights are now eliminated.

SPECS

Model Shown:	LR-20-GS-CU
Finish Shown:	Copper (CU)
Finishes Avail:	Copper, Nickel Plate (NP)
Height:	6.00" (15.24 cm)
Diameter:	2.40" (6.10 cm)
Max Lamp:	50 watt ~ 12 volt Halogen MR-16





MP - METALLOPESANTE

mey-tahl-loh-pey-sahn-tey/HeavyMetal

Being the smallest scale uplight in the FX family, the MetalloPesante is easy to integrate into any intimate garden space. It is an excellent choice for illuminating small garden elements such as dwarf trees or statuaries. Its tiny size will hide seamlessly among plants or boulders to keep the lighting source a secret.

SPECS

Model Shown:	MP-20-BZ
Finish Shown:	Bronze Metallic (BZ)
Finishes Avail:	All FX Powder Colors
Height:	5.00" (12.70 cm)
Diameter:	1.625" (4.13 cm)
Max Lamp:	20 watt ~ 12 volt Halogen MR-11

MU - MACCHIAULTIMO

mah-kee-yah-ool-tee-moh/UltimateSpot

The most flexible and upgradeable of all FX uplights, the MacchiaUltimo has a wide variety of accessories. This allows professional lighting designers to apply sophisticated techniques and fine tune the effect for maximum impact, even after installation. The MU, like many fixtures in the FX family, incorporates several features which set a whole new paradigm for the craft of landscape lighting.



SPECS

Model Shown:	MU-20-DG Inset: MU-20-LS-AL
Finish Shown:	Desert Granite (DG) Inset: Almond (AL)
Finishes Avail:	All FX Powder Colors
Height:	7.50" (19.05 cm) Long Shield: 8.68" (22.05 cm)
Diameter:	2.40" (6.10 cm)
Max Lamp:	50 watt ~ 12 volt Halogen MR-16



Long Shield

Standard



RS - REFLECTORESTELLATO

ree-flek-tohr-ey-steyl-lah-toh / ReflectorStarlight

The core of the FX uplight family, the CaloreMasso, SpuntareIntimo and ReflectoreStellato, allows designers to use different lamps to create custom effects while maintaining consistency in style. With knowledge of the science and art of lighting, a professional designer can choose a lamp source to suit the desired effect or emotional response.

SPECS

Model Shown:	RS-20-SB Inset: RS-20-LS-WG
Finish Shown:	Sedona Brown (SB) Inset: White Gloss (WG)
Finishes Avail:	All FX Powder Colors
Height:	6.50" (16.51 cm) Long Shield: 7.83" (19.88 cm)
Diameter:	2.40" (6.10 cm)
Max Lamp:	50 watt ~ 12 volt Halogen MR-16



Long Shield

CM - CALOREMASSO

kah-loh-rey-mahs-soh / Boulder Warmth

SI - SPUNTAREINTIMO

spoon-tah-rey-in-tee-moh / Intimate Dawn

SPECS

Finishes Avail:	All FX Powder Colors
Height:	6.50" (16.51 cm) Long Shield: 7.83" (19.88 cm)
Diameter:	2.40" (6.10 cm) Long Shield: 2.40" (6.10 cm)
Max Lamp:	35 watt ~ 12 volt T3 Halogen

SPECS

Model Shown:	CM-20-BZ Inset: CM-20-LS-FB
Finish Shown:	Bronze Metallic (BZ) Inset: Flat Black (FB)
Finishes Avail:	All FX Powder Colors
Height:	6.50" (16.51 cm) Long Shield: 7.83" (19.88 cm)
Diameter:	2.40" (6.10 cm) Long Shield: 2.40" (6.10 cm)
Max Lamp:	20 watt ~ 12 volt G4 Xenon



Long Shield



DP - DIAMANTEPICCOLO

dee-uh-mahn-tey-peek-koh-loh /
Little Diamond

The DiamantePiccolo, our smallest scale path-light, is a great addition to tight garden spaces or urban rooftop gardens. Slender, petite, and timeless describe this fixture best. The use of heavy gauge copper and milled billet brass allow the DP to be a perfect mixture of strength and grace. A great application for the DP is to place it in the center of a prized patio flowerpot.

SPECS

Model Shown:	DP-10-12R-CU
Finish Shown:	Copper (CU) (Naturally Patinaed)
Finishes Avail:	Copper, Nickel Plate (NP), all FX Powder Finishes
Height:	13.50" (34.29 cm)
Diameter:	2.90" (7.37 cm)
Max Lamp:	10 watt ~ 12 volt G4 Xenon or Halogen

PV - PIATTINOVESTITO

pee-aht-tee-noh-ves-tee-toh /
Well Dressed Saucer

The PiattinoVestito certainly lives up to the meaning of its name. For a petite punctuation to any pathway or patio space, the PiattinoVestito is a natural choice. The size and shape of the PV make it a perfect fit for small scale garden arrangements. Consider using the PV between boulders, over color plantings, or in flowerpots.

SPECS

Model Shown:	PV-10-12R-CU
Finish Shown:	Copper (CU) (Naturally Patinaed)
Finishes Avail:	Copper, Nickel Plate (NP), all FX Powder Finishes
Height:	13.50" (34.29 cm)
Diameter:	4.00" (10.16 cm)
Max Lamp:	10 watt ~ 12 volt G4 Xenon or Halogen





AP - ALLEGROPIANTA

uhl-ley-groh-pee-ahn-tah / Perky Plant

As the sister fixture to SaguaroPetite, the AllegroPianta is similar in both size and shape. However, the AP has a smooth all copper top finish, while the SP is equipped with a sharp and stylish brass top. Watch the AP as the copper patinas naturally, or powder coat the fixture for a seamless look to match any color palette.

SPECS

Model Shown:	AP-20-12R-CU
Finish Shown:	Copper (CU)
Finishes Avail:	Copper, all FX Powder Finishes
Height:	15.00" (38.10 cm)
Diameter:	3.93" (9.98 cm)
Max Lamp:	20 watt ~ 12 volt G4 Xenon or Halogen

AN - ARTISTANUOVO

ahr-tee-stah-noo-oh-voh / New Performer

The ArtistaNuovo is the big brother to the AllegroPianta, and the newest addition to the grande family of pathlights. The AN is milled from heavy gauge copper for survival of the elements, while maintaining the grace and beauty expected of FX fixtures. Whether placed in a resort in Carmel, or a backyard in Dallas, the simple geometry of the AN blends into the environment effortlessly. Similar to the DemiLite in size and shape, the AN has been created without a brass top, providing a smooth finish.

SPECS

Model Shown:	AN-20-12R-CU
Finish Shown:	Copper (CU)
Finishes Avail:	Copper, all FX Powder Finishes
Height:	15.45" (39.24 cm)
Diameter:	6.25" (15.88 cm)
Max Lamp:	20 watt ~ 12 volt G4 Xenon or Halogen





SP - SAGUAROPETITE

suh-gwahr-oh-puh-teet / Little Cactus

Over a decade ago, FX invented a sleek and small-scale copper and brass pathlight called the SaguarioPetite. Today, the SP is the industry standard. Quite simply inimitable, it remains the true benchmark of quality. For a combination of proven quality and unmatched beauty in your garden, the original SP is the only choice.

SPECS

Model Shown:	SP-20-12R-CU
Finish Shown:	Copper (CU) (Naturally Patinaed)
Finishes Avail:	Copper, Nickel Plate (NP), all FX Powder Finishes
Height:	14.25" (36.20 cm)
Diameter:	3.50" (8.89 cm)
Max Lamp:	20 watt ~ 12 volt G4 Xenon or Halogen

DL - DEMILITE

dem-ee-lee-tey/SmallLight

The DemiLite was introduced over ten years ago as a breath of fresh air to a market in need of innovation. Over the years, the DL has continuously evolved to maintain its title as unsurpassed in the path lighting category. The use of precious metals creates a sophisticated richness and elegance that enhances, but never dominates, the garden scene.

SPECS

Model Shown:	DL-20-12R-CU
Finish Shown:	Copper (CU) (Naturally Patinaed)
Finishes Avail:	Copper, Nickel Plate (NP), all FX Powder Finishes
Height:	15.75" (40.01 cm)
Diameter:	6.00" (15.24 cm)
Max Lamp:	20 watt ~ 12 volt G4 Xenon or Halogen





BD - BELLA DONNA

beyl-luh-dohn-nah/BeautifulWoman

The BellaDonna blends the small scale of the SaguaroPetite with a clean, linear, geometric shape. The BD creates a bold statement, suitable for a wide range of garden themes and is an aesthetic middle ground between the soft radius of the PettoRisoluto and the angular ElfoAngoloso. The combination of the solid copper or powder coated finish with the brass trim accent is what sets the FX pathlights apart from the herd.

SPECS

Model Shown:	BD-20-12R-DG
Finish Shown:	Desert Granite (DG)
Finishes Avail:	Copper (CU), Nickel Plate (NP), all FX Powder Finishes
Height:	15.00" (38.10 cm)
Diameter:	4.38" (11.13 cm)
Max Lamp:	20 watt ~ 12 volt G4 Xenon or Halogen

CB - CAPELLI BIONDI

kah-pel-lee-bee-ahn-dee/BlondeHair

To emphasize prized perennials or delineate that rustic pathway to a garden retreat, the CapelliBiondi is the most stylish choice. The CB has a more angular silhouette than some of FX's other grand pathlights and is still able to mix into the natural surroundings. The CB can be used in conjunction with its little sister the BellaDonna for design flexibility and style consistency.

SPECS

Model Shown:	CB-20-12R-CU
Finish Shown:	Copper (CU) (Naturally Patinaed)
Finishes Avail:	Copper, Nickel Plate (NP), all FX Powder Finishes
Height:	14.68" (37.29 cm)
Diameter:	7.00" (17.78 cm)
Max Lamp:	20 watt ~ 12 volt G4 Xenon or Halogen





SC - SFERICO CALDO

sfair-ee-koh-kahl-doh/SphericalWarmth

The simple and chic design of the SfericoCaldo melds with any architecture and is a timeless addition to any landscape. The SC has a strong linear silhouette and a full radius top making it a natural fit. The most cutting edge artisans are beginning to incorporate a mixed metal media in sculpture and architectural elements as a form of creative expression. From the beginning, FX has been at the forefront of this trend, blending natural and powder coated components resulting in a visually stimulating experience.

SPECS

Model Shown:	SC-20-12R-CU
Finish Shown:	Copper (CU) (Naturally Patinaed)
Finishes Avail:	Copper, Nickel Plate (NP), all FX Powder Finishes
Height:	15.00" (38.10 cm)
Diameter:	4.38" (11.13 cm)
Max Lamp:	20 watt ~ 12 volt G4 Xenon or Halogen

CA - CRESCENTE ALBA

krey-shen-tey-ahl-buh/GrowingDawn

With Bauhaus simplicity, the CresenteAlba joins an austere appearance with a basic organic quality that complements adjoining garden elements. Practical and elemental are the mainstays of the FX design vocabulary. Combining the earthy beauty of metals with the modernity of the architectural design, the CA connects the contemporary world to the natural environment.

SPECS

Model Shown:	CA-20-12R-CU
Finish Shown:	Copper (CU) (Naturally Patinaed)
Finishes Avail:	Copper, Nickel Plate (NP), all FX Powder Finishes
Height:	14.80" (37.60 cm)
Diameter:	7.00" (17.78 cm)
Max Lamp:	20 watt ~ 12 volt G4 Xenon or Halogen





PR - PETTORISOLUTO

peyt-toh-ree-soh-loo-toh/SteadyBosom

The PettoRisoluto is one of two extremes offered in the FX petite family of pathlights. The PR is designed specifically for those who prefer soft rounded shapes to geometric angles. The striking balance and perfect composition create an uncomplicated statement of pure form. The PR is little sister to the voluptuous CapolaVoro, and as a result they can be combined to form a unified theme. Use the PR in tight planter areas along side-yards or utility paths and the CV in larger planters or entryways.

SPECS

Model Shown:	PR-20-12R-BZ
Finish Shown:	Bronze Metallic (BZ)
Finishes Avail:	Copper (CU), Nickel Plate (NP), all FX Powder Finishes
Height:	14.75" (37.47 cm)
Diameter:	3.75" (9.53 cm)
Max Lamp:	20 watt ~ 12 volt G4 Xenon or Halogen

CV - CAPOLAVORO

koh-poh-lah-voh-roh/Masterpiece

The CapolaVoro is derived from the most elegant and universally harmonious shape, the ellipse. When expressed by FX in solid copper and brass, the elliptical CV graces any garden space with pure cosmic elegance. The brass trim creates contrast with the raw copper structure producing a visual garnish to an unbroken outline. With time, the copper and brass will move toward each other in color and character, allowing this fixture to quietly mature with any garden.

SPECS

Model Shown:	CV-20-12R-WF
Finish Shown:	White Wrinkle (WF)
Finishes Avail:	Copper (CU), Nickel Plate (NP), all FX Powder Finishes
Height:	14.50" (36.83 cm)
Diameter:	7.00" (17.78 cm)
Max Lamp:	20 watt ~ 12 volt G4 Xenon or Halogen





EA - ELFOANGOLOSO

el-foh-an-goh-loh-soh / Angular Elf

The ElfoAngoloso is one of two extremes offered in the FX petite family of pathlights. The EA is designed specifically for those who prefer sharp geometric angles to rounded shapes. Some see the influence of an ancient Japanese garden in its structured, yet natural appearance, while others see a distinct urban chic element allowing it to be placed in edgy patio gardens longing for a strong design component. However, everyone sees a handsome fixture that punctuates the garden by day and brings a smooth, warm illumination by night.

SPECS

Model Shown:	EA-20-12R-BF
Finish Shown:	Black Wrinkle (BF)
Finishes Avail:	Copper (CU), Nickel Plate (NP), all FX Powder Finishes
Height:	15.63" (39.70 cm)
Diameter:	4.38" (11.13 cm)
Max Lamp:	20 watt ~ 12 volt G4 Xenon or Halogen

QF - QUADRATOFIDATO

quah-drah-toh-fee-dah-toh/Trusted Square

For a fixture that represents confidence and sense of style, the QuadratoFidato is the intelligent choice. With its precise machined angles and dominant demeanor, the QF is designed to be seen and appreciated. It looks just as fabulous in natural copper patina as it is visually stimulating in powder coated Black Wrinkle with the gold tone brass trim. The QF and EA are as bold and provocative as it gets.

SPECS

Model Shown:	QF-20-12R-DG
Finish Shown:	Desert Granite (DG)
Finishes Avail:	Copper (CU), Nickel Plate (NP), all FX Powder Finishes
Height:	15.25" (38.74 cm)
Diameter:	7.00" (17.78 cm)
Max Lamp:	20 watt ~ 12 volt G4 Xenon or Halogen





PF - PEZZOFORTE

pey-tsoh-fohr-tey / Set Piece

The luxurious PezzoForte is a scaled down version of the DelMare and GrandezzaNaturale. The design of the PF resembles a Thai temple or the cantilevered elements. It's a perfect complement to all craftsman style architecture. Like all FX lighting instruments, the PF is suggestive to a variety of outdoor garden and architectural themes but it is never predictable, which prevents the PF from becoming mundane. Use the PF in combination with its bigger brothers, by using the DM and GN to address different size areas with a unified fixture design style.

SPECS

Model Shown:	PF-20-12R-CU
Finish Shown:	Copper (CU) (Naturally Patinaed)
Finishes Avail:	Copper, Nickel Plate (NP), all FX Powder Finishes
Height:	15.00" (38.10 cm)
Diameter:	4.00" (10.16 cm)
Max Lamp:	20 watt ~ 12 volt G4 Xenon or Halogen

DM - DELMARE

dey-luh-mahr-ey / The Sea

Many see different timeless design influences in the DelMare. Some see the spirit of Frank Lloyd Wright's Fallingwater, while others find the influences of an ancient garden such as Ryoan-ji in Kyoto. The essential ingredients of a timeless pathlight are through pure shape and function. It has the ability to span the decades, transcending momentary design trends and fashion. Larger than the PezzoForte, but smaller than the GrandezzaNaturale, the DelMare is just right for any application.

SPECS

Model Shown:	DM-20-18R-CU
Finish Shown:	Copper (CU) (Naturally Patinaed)
Finishes Avail:	Copper, Nickel Plate (NP), all FX Powder Finishes
Height:	15.00" (38.10cm)
Diameter:	7.00" (17.78 cm)
Max Lamp:	20 watt ~ 12 volt G4 Xenon or Halogen





GN - GRANDEZZANATURALE

gran-dey-tsay-nah-tur-al-ey/NaturalGreatness

When there is a project that needs heavy-duty equipment to get the job done, many find the GrandezzaNaturale has everything to offer. That meandering tree covered driveway leading up to a large scale estate in Oyster Bay or Montecito is an ideal application for the GN. Golf courses, the clubhouse entry, and pathways from Pebble to Shinicock can be enhanced by this sturdy component. No lighting job is too large for this substantial lighting instrument.

SPECS

Model Shown:	GN-20-18R-CU
Finish Shown:	Copper (CU) (Naturally Patinaed)
Finishes Avail:	Copper, Nickel Plate (NP), all FX Powder Finishes
Height:	28.50" (72.39 cm)
Diameter:	12.00" (30.48 cm)
Max Lamp:	35 watt ~ 12 volt G4 Xenon or Halogen

GT - GUSCIOTARTARUGA

goo-shoh-tar-tar-oo-gah/TurtleShell

On some lighting projects there are challenges that basic fixed-mount pathlight fixtures cannot address. Well, the GuscioTartaruga is a solution to all. This includes putting green lighting, where light needs to protect some distance away from the mounting position, or wall washing in a planter where the light source needs to be elevated above plant material. The GT can also be used as a BBQ counter-mount light for outdoor lighting. The GT provides a myriad of solutions to difficult lighting tasks with beam spread adjustability and soft illumination.

SPECS

Model Shown:	GT-10-12R-BZ
Finish Shown:	Bronze Metallic (BZ)
Finishes Avail:	Copper (CU), Nickel Plate (NP), all FX Powder Finishes
Height:	14.00" (35.56 cm)
Diameter:	4.00" (10.16 cm)
Max Lamp:	20 watt ~ 12 volt G4 Xenon or Halogen





TD - TULIPANO D'ORO

too-lip-ah-noh-d-oh-roh / Golden Tulip

The TulipanoD'oro is one of the few pathlight fixtures that can bridge the architectural gap of a white picket fenced home in Martha's Vineyard to a desertscape in Scottsdale. The simple symmetry and slender silhouette allows the TulipanoD'oro to slip subtly into secluded sanctuaries. Using a direct downlight design, the TD is FX's highest efficiency luminaire. The 12-watt lamp allows the TD to be as bright on the ground as 20 watts in most similar style pathlights. The asymmetrical elliptical lighting pattern pushes the light out in front of the TD making it great for area lighting from the perimeter.

SPECS

Model Shown:	TD-12-CU
Finish Shown:	Copper (CU) (Naturally Patinaed)
Finishes Avail:	Copper, Nickel Plate (NP), all FX Powder Finishes
Height:	18.00" (45.72 cm)
	Extra Tall (XT): 29.50" (74.93 cm)
Diameter:	5.00" (12.70 cm)
Max Lamp:	25 watt ~ 12 volt Incandescent

FG - FARO GIARDINO

fah-roh-jee-ahr-dee-noh/Garden Lighthouse

FaroGiardino roughly translated means "Garden Lighthouse." It is a welcome beacon to weary worldwide garden travelers. A great application for the FG is accompanying flowering plants to bring their color center stage during evening lawn parties or other outdoor events. Think outside the "pathlights are for pathways" box. This luminaire can be in the center of planters providing accents while others like the TulipanoD'oro can perform pathway illumination duty.

SPECS

Model Shown:	FG-12_CU
Finish Shown:	Copper (CU) (Naturally Patinaed)
Finishes Avail:	Copper, Nickel Plate (NP), all FX Powder Finishes
Height:	22.00" (55.88 cm)
Diameter:	5.00" (12.70 cm)
Max Lamp:	25 watt ~ 12 volt Incandescent





AL - ACCENTOLUME

ah-chen-toh-loo-mey/AccentLight

The AccentoLume is strong in illumination and visually delicate. This makes it one of our most efficient pathlights. It is tall and slender in form, making it virtually transparent in any garden. Since it is available in all FX powder coat finishes, the AL makes like a chameleon and disappears into the garden regardless of background flora color. The asymmetrical elliptical lighting pattern pushes the light out in front of the AL, making it great for area lighting from the perimeter.

SPECS

Model Shown:	AL-12-VF
Finish Shown:	Verde Speckle (VF)
Finishes Avail:	All FX Powder Finishes
Height:	27.50" (69.85 cm)
Diameter:	6.00" (15.24 cm)
Max Lamp:	25 watt ~ 12 volt Incandescent

PM - POSTMODERNE

pohst-moh-dairn/ModernPost

From a Gehry home in Venice to a seaside mansion in the Hamptons, the PostModerne sets the standard for bold modern lines and function. When the usual pathlight may not be right for an avant-garde gravel and ornamental grass patio garden, then it's time to breakthrough and specify the PM. Constructed from aerospace machine aluminum alloy, the PM is as durable as it is attractive.

SPECS

Model Shown:	PM-20-DG
Finish Shown:	Desert Granite (DG)
Finishes Avail:	All FX Powder Finishes
Height:	14.00" (35.56 cm)
Diameter:	2.50" (6.35 cm)
Max Lamp:	20 watt ~ 12 volt Halogen AR-11





3 Tier



2 Tier

DS - DUROSTRATO

doo-roh-strah-toh / Tough Tier

The DuroStrato is best suited for those high traffic areas where a durable fixture is desired. Based on a design that has been sold for over half a century, the DS is undoubtedly down-to-earth and reliable. The DS has a component-based construction allowing easy repair and extending the service-life for those high impact projects.

SPECS

Model Shown:	DS-20-12R-BZ
Finish Shown:	Bronze Metallic (BZ) Inset: Sedona Brown (SB)
Finishes Avail:	All FX Powder Finishes
Height:	2 Tier: 16.00" (40.64 cm) 3 Tier: 19.00 (48.26 cm)
Diameter:	2 Tier: 6.00" (15.24 cm) 3 Tier: 6.00" (15.24 cm)
Max Lamp:	35 watt ~ 12 volt G4 Xenon or Halogen

DR - DELLARIBALTA

deyl-lah-ree-bahl-tah/FootLight

Designed for medium scale commercial projects or even for the family of eight with two dogs, the DellaRibalta is tough, gritty, and durable. The oversized top of the DR directs light downward for controlled illumination without glare. For even more glare control, the DR is also available in a two-tier model. Like the DS, the component-based construction of the DR allows for easy repair extending the service-life for those high impact projects.

SPECS


Model Shown:	DR-20-12R-BF Inset: DR-20-2T-12R-DG
Finish Shown:	Black Wrinkle (BF) Inset: Desert Granite (DG)
Finishes Avail:	All FX Powder Finishes
Height:	2 Tier: 16.50" (41.91 cm) 3 Tier: 19.00 (48.26 cm)
Diameter:	2 Tier: 10.00" (25.40 cm) 3 Tier: 10.00 (25.40 cm)
Max Lamp:	35 watt ~ 12 volt G4 Xenon or Halogen



3 Tier



2 Tier



CP - CANDELA PASSO

kan-dey-luh-pahs-soh / Stair Candle

The CandelaPasso is engineered to bring light to walkways, stairways, and decks. In addition, the CP is helpful for lighting other areas with high foot traffic hazards that do not have an adjacent planter area for path lighting, or trees and trellises from which to down light.

SPECS

Model Shown:	CP-10-BF
Finish Shown:	Black Wrinkle (BF)
Finishes Avail:	Copper, Nickel Plate (NP), all FX Powder Finishes
Face Plate:	3.50" x 5.00"
Mounting Box:	2.375" x 4.25" x 2.375"
Sleeve:	2.625" x 4.50" x 3.875"
Max Lamp:	10 watt ~ 12 volt G4 Xenon or Halogen


LM - LOUVER MASSIMO

loo-ver-mahs-see-moh / Louver Max

When a lighting project calls for a higher level of illumination, call on the LouverMassimo. Utilizing the same smart design as the CandelaPasso, the LM offers 20 watts to the 10 watts of the CP. Use the LM alone or install in conjunction with CP to maintain consistent lighting design style. To achieve the best effect and utility, install the LM fixture in the wall adjacent to a stairway.

SPECS

Model Shown:	LM-20-FB
Finish Shown:	Flat Black (FB)
Finishes Avail:	Copper, Nickel Plate (NP), all FX Powder Finishes
Face Plate:	3.50" x 9.00"
Mounting Box:	2.375" x 8.125" x 2.375"
Sleeve:	2.625" x 8.375" x 4.00"
Max Lamp:	2 x 10 watt ~ 12 volt G4 Xenon or Halogen




The LevelX[®] System: Creates Installation Ease




The LevelX system allows the composite sleeve to be up to $\frac{3}{8}$ " out of level, in either direction, while still allowing the faceplate to be laser level.

The secret: The trim attaches to the adjustable reflector assembly, not the composite sleeve or body and the heavy foam gasket keeps light spill to a minimum. This allows fine lighting projects to look perfect even if the mason's work is less than perfect.

The Secret Science:





UN - UCCELLONOTTURNO

oo-chel-loh-noht-tour-noh / Nocturnal Bird

The UccelloNotturmo provides all of the great features of the CandelaPasso with gentler, more organic lines. FX also offers the UN in both brass and composite material for application flexibility. Like the CP, the UN washes walkways with a shadow-free smooth illumination, which highlights the detail in fine stone work or the richness of a redwood deck.

SPECS

Model Shown:	UN-10-CB
Finish Shown:	Camo Bronze (CB)
Finishes Avail:	Camo Bronze (CB), Desert Tan (DT) Brass (BS), all FX Powder Finishes
Face Plate:	3.50" x 5.00"
Mounting Box:	2.375" x 4.25" x 2.375"
Sleeve:	2.625" x 4.50" x 3.875"
Max Lamp:	10 watt ~ 12 volt G4 Xenon or Halogen

PD - PANCIADUPPIO


pahn-tsa-doop-pee-oh / Double Tummy

As the LouverMassimo is to the CandelaPasso, the PanciaDupprio is to the UccelloNotturmo. With the same organic look as the UN, the PD offers a higher level of illumination for those areas where 10 watts is not quite enough. The LevelX system assures that the faceplates of these permanently mounted fixtures will remain perfectly level upon completion of any installation. Use the PD alone or install in conjunction with UN to maintain consistent lighting design style.

SPECS

Model Shown:	PD-20-BS
Finish Shown:	Brass (BS)
Finishes Avail:	Camo Bronze (CB), Desert Tan (DT) Brass (BS), all FX Powder Finishes
Face Plate:	3.50" x 9.00"
Mounting Box:	2.375" x 8.125" x 2.375"
Sleeve:	2.625" x 8.375" x 4.00"
Max Lamp:	2 x10 watt ~ 12 volt G4 Xenon or Halogen





MM - MOLLUSCOMURO

mohl-loos-koh-moo-roh / Wall Shell

Sometimes there is a need to define a walkway or deck perimeter where an integral mount is not possible. This is common in retrofit projects like landscape remodels where running internal wiring is not a viable option. The surface mount MolluscoMuro meets this challenge with a surprisingly generous light output from the energy efficient 10 watt lamp. The MM can be used on masonry or wood surfaces and is available in brass and a wide variety of powder coat colors to match surroundings beautifully.

SPECS

Model Shown:	MM-10-DG
Finish Shown:	Desert Granite (DG)
Finishes Avail:	All FX Powder Finishes, Nickel Plate (NP), Brass Plate (BP)
Height:	1.75" (4.45 cm)
Diameter:	3.25" (8.26 cm)
Max Lamp:	10 watt ~ 12 volt G4 Xenon or Halogen

BP - BELLOPERIMETRO

bell-o-peri-met-ro/BeautifulPerimeter

The BelloPerimetro is an under-the-cap masonry wall light available in a 10 watt Xenon or Halogen bi-pin lamp and a frosted glass lens for a soft and even illumination. The stainless steel under mount flange is easily sandwiched between the block wall and the top capstone for neat, clean installation.

SPECS

Model Shown:	BP-10-BZ
Finish Shown:	Bronze Metallic (BZ)
Finishes Avail:	Copper (CU), Brass (BS), Stainless Steel (SS), all FX Powder Finishes
Height:	1.00" (2.54 cm)
Width:	6.75" (17.15 cm)
Depth:	3.500" (8.89 cm)
Max Lamp:	10 watt ~ 12 volt G4 Xenon or Halogen





ML - MICROLUCE

mahy-kroh-loo-choy / Micro Light

The MicroLuce was introduced over 15 years ago and has since evolved into the standard for small scale commercial grade integral wall lights. Applications may include the entry level stairs to an estate home, resort pool areas, or pathways to the golf clubhouse. The solid brass faceplate trim will patina to match natural finishes such as stone or wood.

SPECS

Model Shown:	ML-20-BS
Finish Shown:	Brass (BS)
Finishes Avail:	Brass, Nickel Plate (NP), all FX Powder Finishes
Face Plate:	4.85" (12.32 cm)
Box Length:	4.60" (11.68 cm)
Box Diameter:	4.60" (11.68 cm)
Max Lamp:	20 watt ~ 12 volt Halogen AR-11

CG - CUSTODEGRADINO

koo-stoh-dey-grah-dee-noh / StairwayGuardian

Smaller than the standard classic MicroLuce, the CustodeGradino maintains a powerful light pattern while being a perfect blend of simplicity and function. The solid billet brass housing and faceplate trim are machined at tolerances exceeding 0.001" resulting in a lighting instrument that is reliable, as well as beautiful and robust. The CG design provides a glare-free illumination allowing your guests to transition from space to space in comfort and safety.

SPECS

Model Shown:	CG-20-BS
Finish Shown:	Brass (BS)
Finishes Avail:	Brass, Nickel Plate (NP), all FX Powder Finishes
Face Plate:	3.00" dia. (7.62 cm)
Box Length:	3.125" (7.94 cm)
Box Diameter:	2.00" (5.08 cm)
Max Lamp:	20 watt ~ 12 volt Halogen MR-8





TC - TRAVECASA

trah-vey-kah-suh / House Beamlight

On any architectural mounted light source, one of the primary challenges is not to detract from the fine woodwork craftsmanship. The FX TraveCasa is designed to seamlessly incorporate into fine outdoor architectural structures. The TC slips into tight spaces and features integral wiring and lamp mount for clean installation. The TC uses the same lamp as the CopertinaLuce, TrellisSolare, and ViteLume, allowing a mix of fixture types to suit mounting needs, while maintaining consistent light quality.

SPECS

Model Shown:	TC-20-CU
Finish Shown:	Copper (CU)
Finishes Avail:	Copper, Nickel Plate (NP), all FX Powder Finishes
Length:	2.75" (6.99 cm)
Height:	3.50" (8.89 cm)
Width:	2.75" (6.99 cm)
Max Lamp:	35 watt ~ 12 volt Halogen AR-11

CL - COPERTINALUCE

koh-pair-tee-nuh-loo-chey/CoverLight

The CopertinaLuce is analogous to a recessed "can" light used in homes to gently provide area light to people spaces such as dining or sitting areas. It will blend beautifully with its surroundings and complement the architectural style of any home, while providing dramatic accents.

SPECS

Model Shown:	CL-20-CU
Finish Shown:	Copper (CU)
Finishes Avail:	Copper, Nickel Plate (NP), all FX Powder Finishes
Height:	3.50" (8.89 cm)
Diameter:	3.25" (8.26 cm)
Max Lamp:	50 watt ~ 12 volt Halogen AR-11





LS - LUNA SONORA

loo-nuh-suh-nahr-uh / Sonoran Moon

Friends and family can relax while the wind blows gently through the leaves causing the Luna Sonora to sway in a rhythmic motion creating an elegant moonlight effect. The LS is designed to create moments to remember. The effect is best when used in small caliper trees and positioned from the branches above. This hanging downlight will create an ethereal effect. Consider using it on Japanese maples, flowering pear, or small-scale desert trees.

SPECS

Model Shown:	LS-12-CU
Finish Shown:	Copper (CU)
Finishes Avail:	Copper, Nickel Plate (NP)
Height:	3.00" to 3.75" (adjustable) (7.62 cm to 9.53 cm)
Diameter:	1.38" (3.51 cm)
Max Lamp:	12 watt ~ 12 volt Incandescent

VL - VITELUME

vee-tey-loo-mey / VineLight

Higher power than its brother the Luna Sonora, the ViteLume is compact yet delivers a dramatic visual impact. It is great for hanging over garden sculptures, carved stone water pools, or natural elements of interest. The VL achieves elegant lighting while never calling attention to the source, allowing nature and lighting to work in perfect harmony. The VL uses the same lamp as the CopertinaLuce, TraveCasa, and TrellisSolare, allowing a mix of fixture types to suit mounting needs, while maintaining consistent light quality.

SPECS

Model Shown:	VL-20-CU
Finish Shown:	Copper (CU)
Finishes Avail:	Copper, Nickel Plate (NP), all FX Powder Finishes
Height:	4.50" (11.43 cm)
Diameter:	2.00" (5.08 cm)
Max Lamp:	20 watt ~ 12 volt Halogen AR-11





TS - TRELLISOLARE

trel-lis-soo-lahr-ey / Trellis Sun

The adjustable TrellisSolare acts like an outdoor track light, allowing complete control over lighting. The power and control offered by the TS is awe-inspiring. The TS sets the scene for the visual drama and theme that is your personal garden. The TS uses the same lamp as the CopertinaLuce, TraveCasa, and ViteLume, allowing a mix of fixture types to suit mounting needs, while maintaining consistent light quality.

SPECS

Model Shown:	TS-20-WF with MJ-TS-WF
Finish Shown:	White Wrinkle (WF)
Finishes Avail:	Copper (CU), Nickel Plate (NP), all FX Powder Finishes
Length:	TS-20/35: 5.00" (12.70 cm) TS-50: 6.50" (16.51 cm)
Diameter:	TS-20/35: 2.00" (5.08 cm) TS-50: 2.50" (6.35 cm)
Max Lamp:	TS-20/35: 35 watt ~ 12 volt Halogen AR-11 TS-50: 50 watt ~ 12 volt Halogen AR-20

MD - MACCHIADESCENDERE

mah-kee-yah-dee-shen-duh-ruh/DescendingSpot

The MacchiaDiscendere is specifically designed for downlight applications. A specially engineered shield cover and knuckle assembly keep moisture outside of the fixture. With a close resemblance to our MacchiaUltimo® uplight, you can easily match an entire job with both fixtures.

SPECS

Model Shown:	MD-20-FB (Shown with optional TreeBox™ mounting accessory)
Finish Shown:	Flat Black (FB)
Finishes Avail:	All FX Powder Finishes
Height:	9.5" (24.13 cm)
Diameter:	2.6" (6.60 cm)
Max Lamp:	50 watt





CF - CRATEREFURBO

krah-teer-ey-fur-boh / Clever Crater

FX doesn't make ordinary landscape lighting fixtures. The CraterEfurbo was designed and engineered with all the challenges of typical well lights in mind. The end result: a forward-thinking specification grade product that resolves safety, service, and aesthetic issues with exclusive features.

SPECS

Model Shown:	CF-20-CB
Finish Shown:	Camo Bronze (CB)
Finishes Avail:	Camo Bronze (CB), Desert Tan (DT)
Diameter:	6.00" (15.24 cm)
Height:	9.00" (22.86 cm)
Max Lamp:	35 watt ~ 12 volt Halogen PAR36

TE - TERRAELEMENTO

teyr-ruh-el-ey-men-toh/EarthElement

When uplighting fine residences or small-scale commercial projects with subterranean lighting, the TerraElemento has no equal. Its design provides subterranean fixtures with beauty and class. The TE incorporates aerospace materials, along with marine grade components to ensure high performance, even in the most extreme environments.

SPECS

Model Shown:	TE-50
Finish Shown:	Brass
Finishes Avail:	Brass, Nickel Plate (NP)
Diameter:	6.40" (16.26 cm)
Height:	12.25" (31.12 cm)
Max Lamp:	50 watt ~ 12 volt Halogen MR-16





Ring (RG)

FC - FAVOLOSO CAVERNA

fah-voh-loh-soh-kah-vair-nuh/FabulousCavern

Like the MetalloPesante miniature uplight, the subterranean FavolosoCaverna introduces glare-free controlled illumination into smaller scale spaces. Applications may include that space behind the potted plant, but in front of the column to the entry of a stately residence. The variety of cowling and lamp options allow the FC to have the answer to most of lighting's pint-size problems.

SPECS

Model Shown:	FC-20-RG-BS
Finish Shown:	Brass (BS)
Finishes Avail:	Camo Bronze (CB), Desert Tan (DT) Brass (BS), Nickel Plate (NP)
Grate Shown:	Ring (RG)
Grates Avail:	Cowling (CW), Louver (LV), Ring (RG)
Diameter:	4.00" (10.16 cm)
Height:	RG: 4.80" (12.192 cm) LV: 5.1" (13.00 cm) CW: 6.8" (17.30 cm)
Max Lamp:	20 watt ~ 12 volt Halogen MR-11

RP - RESISTENTEPILOTARE

ree-sis-ten-tey-pee-loh-tah-rey/ToughPilot

When power and control are demanded from a subterranean fixture, there is not a more versatile product than the RP. It can be configured to wall wash from tight spaces with a spread beam or provide a long narrow projection of light for a tall palm...even after installation. There is a whole family of accessories to allow the lighting designer to shape, color and glare control light for maximum effect.

SPECS

Model Shown:	RP-20-CW-BS
Finish Shown:	Brass (BS)
Finishes Avail:	Camo Bronze (CB), Desert Tan (DT) Brass (BS), Nickel Plate (NP)
Grate Shown:	Cowling (CW)
Grates Avail:	Cowling (CW), Louver (LV), Ring (RG)
Diameter:	6.75" (17.145 cm)
Height:	RG: 9.00" (22.86 cm) LV: 9.30" (23.60 cm) CW: 11.00" (27.90 cm)
Max Lamp:	50 watt ~ 12 volt Halogen MR-16



Louver (LV)

Ring (RG)





PX - POTENZA X

poh-ten-tsa-ex / Power X

FX Luminaire marketed the first Multi-Tap transformer to the landscape industry over a decade ago. Since that time, they have led the industry with safe and innovative products that are reliable and easy to use. The PotenzaX series of transformers include many exclusive features and are assembled in-house for the ultimate in quality control.

SPECS

Model Shown:	PX-900-SS
Models Avail:	PX-300, PX-600, PX-900
Finish Shown:	Stainless Steel
Finishes Avail:	Stainless Steel, All FX Powder Finishes
Accessories Avail:	Timer (T) and/or Photocell (PC)
Dimensions:	300 and 600 watt: H: 13.50" W: 7.50" D: 6.00" 900 watt: H: 16.50" W: 7.50" D: 6.00"

FEATURES

- **Great Support:** Hunter's top-notch technical staff is on call to help with any questions
- **All Stainless Steel Construction:** No plated common steel is used on the door hinges and lock hardware. This means no rust.
- **Open Switching Control Architecture:** Any standard timer, photocell, manual switch, or "smart home" device may be used
- **Field Replaceable Timer and Photocell:** Easily fixed if the parts fail
- **Hand Buffed Enclosure Edges:** For protection of hands
- **Industry Leading Warranty:** Ten-year warranty for extra assurance
- **UL 1838 Standard Compliant:** For safety purposes. This standard is required by the NEC for landscape lighting systems and components.
- **Extra Large Size Terminal Block:** Each terminal can handle up to sixteen 12-gauge conductors
- **Clear Block Panel:** The field cables can be easily viewed
- **Nickel Plated Terminal Block Hardware:** The ultimate conductive surface to minimize resistance which causes heat
- **Aerospace Circuit Breakers:** These breakers are not temperature sensitive to minimize nuisance tripping. 900 watt transformer can be loaded to a full 900 watts.
- **Swing Down Bottom Panel:** Easy installation for system testing
- **Two-Inch Conduit Knock-Out:** Allows installer to bring up to twenty cables to the terminal block
- **Removable Door:** Allows easy conduit installation and "as built" note writing



FILTERS & OTHER ITEMS

CATALOG #	DESCRIPTION
250015180000	Color Filter for MR-16 Light Green
250015190000	Color Filter for MR-16 Light Blue
250015230000	Color Filter for MR-16 Dichroic Peach
250015200000	Color Filter for MR-16 Dichroic Blue
250015210000	Color Filter for MR-16 Dichroic Green
250015220000	Color Filter for MR-16 Dichroic Red
250010140000	Color Filter for MR-11 Dichroic Peach
250010160000	Color Filter for MR-11 Dichroic Blue
250015170000	Frosted Lens for MR-16
250010480000	Frosted Lens for MR-11
250015240000	Solite Spread for MR-16
250013550000	Spread Lens for MR-16
250015260000	Hex Baffle for MR-16
250015250000	Hex Baffle for MR-11
RR-MR16	Recessor Ring for MR-16



VERSA BOX

CATALOG #	DESCRIPTION
VB-TS-BS	Versa Box for Trellis Solare
VB-TS-NP*	Versa Box for Trellis Solare
VB-TS-XX**	Versa Box for Trellis Solare
VB-1/2"-BS	Versa Box for 1/2" Thread
VB-1/2"-NP*	Versa Box for 1/2" Thread
VB-1/2"-AB*	Versa Box for 1/2" Thread
VB-1/2"-AT*	Versa Box for 1/2" Thread
VB-1/2"-XX**	Versa Box for 1/2" Thread



MINI J-Box

CATALOG #	DESCRIPTION
MJ-TS-CU	Mini J-Box for Trellis Solare
MJ-TS-NP*	Mini J-Box for Trellis Solare
MJ-TS-XX**	Mini J-Box for Trellis Solare
MJ-1/2"-XX**	Mini J-Box for 1/2" Thread



TREE BOX

CATALOG #	DESCRIPTION
TB-XX**	Tree Box for Dual 1/2" Thread - Available in all FX Powder Coat Colors

*May require longer lead time

**All powder coat colors



POST MOUNT

CATALOG #	DESCRIPTION
PM-BS	Post Mount
PM-NP*	Post Mount
PM-XX**	Post Mount
PM-AB*	Post Mount
PM-AT*	Post Mount



SPlicing OPTIONS

CATALOG #	DESCRIPTION
LSK	Lite Splice Kit
SG	Lite Splice Gel



SPIKES

CATALOG #	DESCRIPTION
SSS	Super Slot Spike
CDS	Capanna DiNoce Spike™
SJ-BS	Super J-Box
SJ-NP*	Super J-Box
SJ-XX**	Super J-Box
SJ-AB*	Super J-Box
SJ-AT*	Super J-Box



VARIABLE HEIGHT RISER

CATALOG #	DESCRIPTION
VHRUL	VHRUL - Variable Height Riser for 1/2" Thread UpLights Extends from 0" to 7"



FX LUMINAIRE

760-744-5240 www.FXL.com

specification grade low voltage exterior lighting components